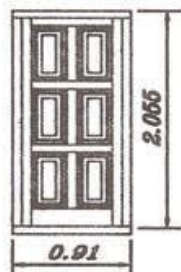
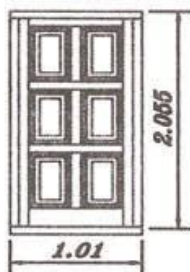


PUERTAS RECTAS 6T LINEA HORIZONTE.

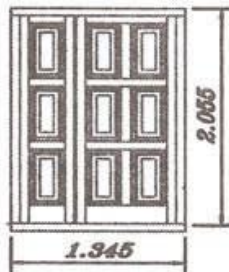
P6T3.1



P6T4.1

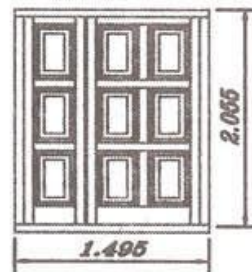


P6T3.R



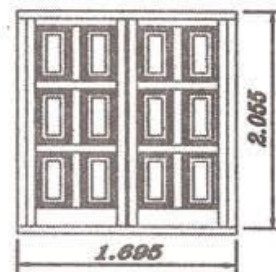
A PEDIDO.

P6T4.R

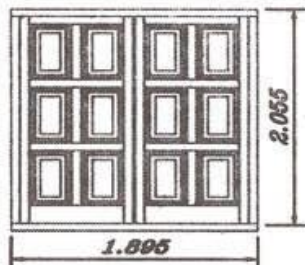


A PEDIDO.


P6T3.2



P6T4.2



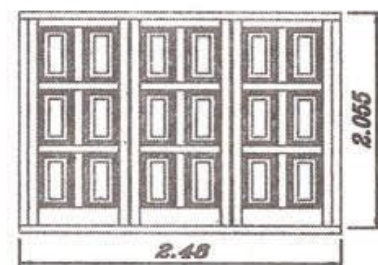
OPCION.



MOSQ. DE ABRIR

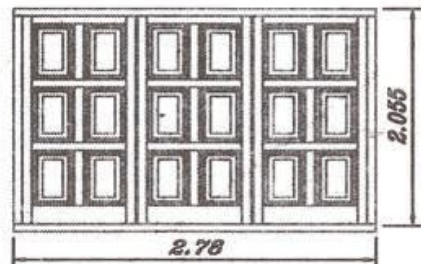
SI SON
CORREDIZOS
SUMAR HERRAJES
LEVADIZOS
MECANISMO
CORRESPONDIENTE

P6T3.3



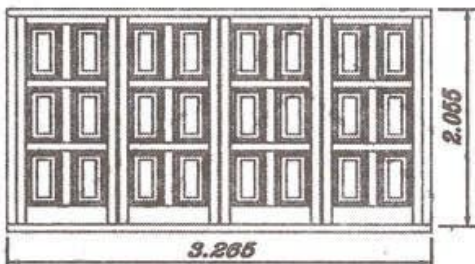
1F. O CORR.

P6T4.3



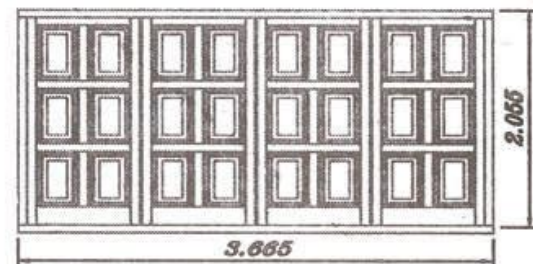
1F. O CORR.

P6T3.4



2F. O CORR.

P6T4.4



2F. O CORR.

PANAMERICANA Km. 28 y BELGRANO (1611) Don Torcuato
Tel./Fax.: 4727-0314

E-mail: info@aceferino.com.ar
Web: www.aceferino.com.ar